

SUITE DECK PLANS

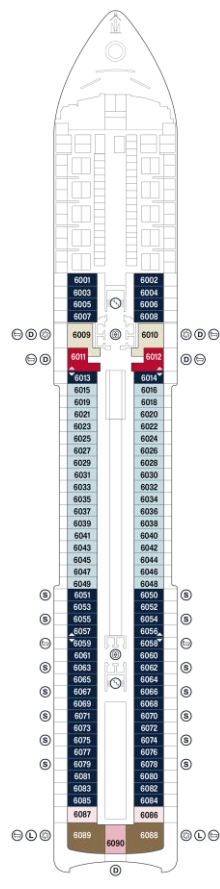
Legend

GT	Ocean Grand Terrace Suite
OT4	Ocean Terrace Suite
OT3	Ocean Terrace Suite
OT2	Ocean Terrace Suite
OT1	Ocean Terrace Suite

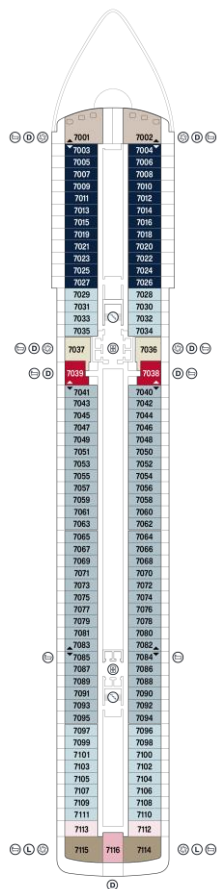
GP	Grand Penthouse
PP	Premier Penthouse
DP	Deluxe Penthouse
PH	Penthouse

OR	Owner's Residence
CR	Cocoon Residence
SR	Serenity Residence
RR	Retreat Residence
CO	Cove Residence

	PRIVATE WHIRLPOOL
	LARGE DOUBLE SOFA BED
	DOUBLE SOFA BED
	SINGLE SOFA BED
	BATH
	WHEELCHAIR ACCESS
	LIFT
	GUEST LAUNDRY
	CONNECTING SUITES



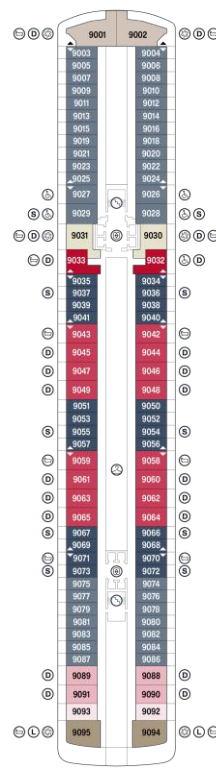
DECK 6



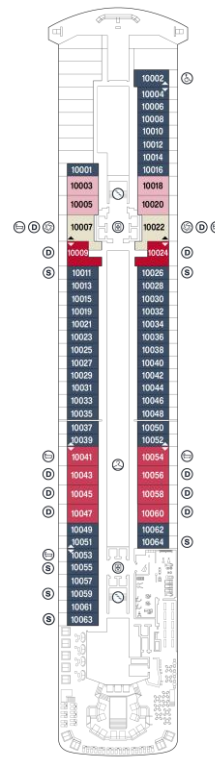
DECK 7



DECK 8



DECK 9



DECK 10

OCEAN SUITES

Our *Ocean Terrace Suites* elegantly combine space - at 35 sqm they are amongst the largest in the category - and light, as they all have floor-to-ceiling windows and private sun terraces, to help you truly relax and feel closer to the ocean that carries you on your journey. The *Ocean Grand Terrace Suites* feature a larger oceanfront terrace of 11 sqm, with an outdoor dining area and comfortable sunbeds for relaxation. All suites include lounge areas, private refrigerated mini bar, replenished according to the guest preferences, espresso machine and tea maker with a complimentary selection of coffee and teas. All suites feature spacious walk-in wardrobes with a seated vanity area.



371 OCEAN TERRACE SUITES AND OCEAN GRAND TERRACE SUITES

Total Suite area: 35-39 sqm (377-420 sq ft)

Suite: 28 sqm (301 sq ft)

Terrace: 7-11 sqm (75-118 sq ft)

FEATURES

- Oversized floor-to-ceiling windows with views of the sea
- Lounge area with flexible coffee/dining table
- Private refrigerated mini-bar, replenished according to the guests' preferences
- Espresso machine and tea maker with a complimentary selection of coffee and teas
- Safe accommodating most tablets and laptops
- Maximum capacity: 2 adults / some suites with a capacity for 2 adults and 1 child under 18 years

OUTDOOR

- Spacious oceanfront terrace with a dining area
- Comfortable daybeds for relaxation

BEDROOM

- Bespoke queen-sized bed or twin beds sleep system - size: Double 170 x 200 cm (67 x 79 in), Twin 2 x 85 x 200 cm (33 x 79 in)
- Down duvets and pillows
- Extensive pillow selection
- Spacious walk-in wardrobe with a seated vanity area

BATHROOM

- Spacious bathroom with a walk-in shower¹
- Plush bathrobes and slippers
- Custom bath toiletries and amenities
- Hairdryer and illuminated make-up/shaving mirror



¹ Some suites with bathtubs and ADA facilities



301 OCEAN TERRACE SUITES – OT1/OT2/OT3/OT4

Total Suite area: 35 sqm (377 sq ft)

Suite: 28 sqm (301 sq ft)

Terrace: 7 sqm (75 sq ft)

OT1

Decks 6, 7 - Aft, Middle and Forward

Maximum capacity: 2 adults

OT2

Decks 7, 8 - Aft, Middle and Forward

Maximum capacity: 2 adults / some suites with a capacity for 2 adults and 1 child

OT3

Decks 8, 9 - Aft, Middle and Forward

Maximum capacity: 2 adults / some suites with a capacity for 2 adults and 1 child under 18 years

OT4

Decks 9, 10 - Middle

Maximum capacity: 2 adults / some suites with a capacity for 2 adults and 1 child under 18 years



70 OCEAN GRAND TERRACE SUITES – GT

Total Suite area: 39 sqm (420 sq ft)

Suite: 28 sqm (301 sq ft)

Terrace: 11 sqm (118 sq ft)

Decks 6, 7 - Aft, Middle and Forward

Maximum capacity: 2 adults / some suites with a capacity for
2 adults and 1 child under 18 years



OCEAN PENTHOUSES

The *Ocean Penthouses* offer a luxurious, spacious retreat - starting at 43 sqm (463 sq ft) - with oceanfront floor-to-ceiling windows and expansive terraces to unwind and relax. And with a characterful private dining area for four, and a calm, comfortable place to work, you can entertain with others or spend time to yourself as you see fit.



67 OCEAN PENTHOUSES

Total Suite area: 43-68 sqm (463-732 sq ft)

Suite: 34-47 sqm (366-506 sq ft)

Terrace: 9-21 sqm (97-226 sq ft)

FEATURES

- Spacious lounge area
- Some suites feature separate living, dining and sleeping areas
- Dining table for 4 guests
- Spacious work desk area
- Private refrigerated mini-bar, replenished according to the guests' preferences
- Espresso machine and tea maker with a complimentary selection of coffee and teas
- Safe accommodating most tablets and laptops
- Maximum capacity: 2 adults / some suites with a capacity for 2 adults and 2 children under 18 years

OUTDOOR

- Spacious oceanfront terrace with a dining area
- Comfortable daybeds for relaxation

BEDROOM

- Bespoke queen-sized bed or twin beds sleep system - size: Double 170 x 200 cm (67 x 79 in), Twin 2 x 85 x 200 cm (33 x 79 in)
- Down duvets and pillows
- Some suites feature a double sofa bed
- Extensive pillow selection
- Spacious walk-in wardrobe with a seated vanity area

BATHROOM

- Spacious bathroom with a walk-in shower¹
- Plush bathrobes and slippers
- Custom bath toiletries and amenities
- Hairdryer and illuminated make-up/shaving mirror



¹ Some suites with bathtubs and ADA facilities



7 PENTHOUSES – PH

Total Suite area: 43-48 sqm (463-517 sq ft)

Suite: 34 sqm (366 sq ft)

Terrace: 9-14 sqm (97-151 sq ft)

Decks 6, 7, 8, 9 - Aft

Maximum capacity: 2 adults



10 DELUXE PENTHOUSES – DP

Total Suite area: 48-61 sqm (517-657 sq ft)

Suite: 38-43 sqm (409-463 sq ft)

Terrace: 10-18 sqm (108-194 sq ft)

Decks 6, 7, 9, 10 - Aft and Forward

Maximum capacity: 2 adults / some suites with a capacity for
2 adults and 2 children under 18 years



40 PREMIER PENTHOUSES – PP

Total Suite area: 52 sqm (560 sq ft)

Suite: 42 sqm (452 sq ft)

Terrace: 10 sqm (108 sq ft)

Decks 8, 9, 10 – Middle

Maximum capacity: 2 adults / some suites with a capacity for
2 adults and 2 children under 18 years



10 GRAND PENTHOUSES – GP

Total Suite area: 60-68 sqm (646-732 sq ft)

Suite: 47 sqm (506 sq ft)

Terrace: 13-21 sqm (140-226 sq ft)

Decks 6, 7, 8, 9, 10 - Middle

Maximum capacity: 2 adults and 2 children under 18 years



OCEAN RESIDENCES

For a true sense of being at home at sea, experience the sweeping decks and effortlessly elegant spaces of our *Ocean Residences*. Enjoy perfect views of the oceans from your terrace's dining area and private outdoor whirlpool, and make the most of our dedicated butler service.

The iconic *Owner's Residence*, with a total suite area of 280 sqm (3,014 sq ft), creates the largest accommodation on-board, with multiple harmonious spaces in which to relax, entertain and unwind. Stand in awe of the panoramic ocean views from your private outdoor terrace – featuring a spacious whirlpool – and enjoy intuitive, intelligent service with a dedicated private butler.



22 OCEAN RESIDENCES

Total Suite area: 70-149 sqm (753-1,604 sq ft)

Suite: 56-74 sqm (603-797 sq ft)

Terrace: 14-75 sqm (151-807 sq ft)

FEATURES

- Private butler services
- Oversized floor-to-ceiling windows with views of the sea
- Separate living, dining and sleeping areas
- Spacious lounge area
- Dining table for 4 or 6 guests
- Spacious work desk area
- Private refrigerated mini-bar, replenished according to the guests' preferences
- Espresso machine and tea maker with a complimentary selection of coffee and teas
- Laptop-size safe
- Maximum capacity: 2 adults and 2 children

OUTDOOR

- Panoramic oceanfront terrace with private outdoor whirlpool, a dining table and sun loungers

BEDROOM

- Bespoke king-sized bed sleep system - size:
Cove and Serenity residences 180 x 200 cm (71 x 79 in),
Retreat and Cocoon residences 200 x 200 cm (79 x 79 in)
- Large double sofa bed
- Down duvets and pillows
- Extensive pillow selection
- Large walk-in wardrobe with a seated vanity area

BATHROOM

- Luxurious marble bathroom with a bathtub or a separate walk-in shower (some suites feature both)
- Plush bathrobes and slippers
- Custom bath toiletries and amenities
- Hairdryer and illuminated make-up/shaving mirror





10 COVE RESIDENCES – CO

Total Suite area: 70-80 sqm (754-861 sq ft)

Suite: 56 sqm (603 sq ft)

Terrace: 14-24 sqm (151-258 sq ft)

Decks 6, 7, 8, 9, 10 - Middle

Maximum capacity: 2 adults and 2 children under 18 years



6 RETREAT RESIDENCES – RR

Total Suite area: 77-81 sqm (829-872 sq ft)

Suite: 63 sqm (678 sq ft)

Terrace: 14-18 sqm (151-194 sq ft)

Decks 7, 8, 9 - Forward

Maximum capacity: 2 adults and 2 children under 18 years



4 SERENITY RESIDENCES – SR


Total Suite area: 113-126 sqm (1,216-1,356 sq ft)

Suite: 63 sqm (678 sq ft)

Terrace: 14-18 sqm (151-194 sq ft)

Decks 7, 9 – Aft

Maximum capacity: 4 adults



2 COCOON RESIDENCES – CR

Total Suite area: 149 sqm (1,604 sq ft)

Suite: 74 sqm (797 sq ft)

Terrace: 75 sqm (807 sq ft)

Deck 6 – Aft

Maximum capacity: 4 adults



1 OWNER'S RESIDENCE

Total Suite area: 280 sqm (3,014 sq ft)

Suite: 155 sqm (1,668 sq ft)

Terrace: 125 sqm (1,345 sq ft)

FEATURES

- Dedicated private butler services
- Oversized floor-to-ceiling windows with views of the sea
- Separate living, dining and sleeping areas
- Abundant lounge area with fireplace
- Dining table for 8 guests
- Spacious work desk area
- Private bar, replenished according to the guests' preferences
- Espresso machine and tea maker with a complimentary selection of coffee and teas
- Laptop-size safe
- Guest lavatory and powder room
- Butler pantry area
- Maximum capacity: 4 adults

OUTDOOR

- Panoramic oceanfront terrace covering the full ship's width, with private spacious infinity whirlpool, day beds, a dining table, lounge area, shower and sun loungers

BEDROOM

- Bespoke king-sized bed sleep system - size: 200 x 200 cm (79 x 79 in)
- Large double sofa bed
- Down duvets and pillows
- Extensive pillow selection
- Oversized dressing room

BATHROOM

- Luxurious marble double vanity bathroom
- Spacious bathtub and separate shower room
- Private steam room
- Plush bathrobes and slippers
- Custom bath toiletries and amenities
- Hairdryer and illuminated make-up/shaving mirror





1 OWNER'S RESIDENCE - OR

Total Suite area: 280 sqm (3,014 sq ft)

Suite: 155 sqm (1,668 sq ft)

Terrace: 125 sqm (1345 sq ft)

Deck 8 - Aft

Maximum capacity: 4 adults

