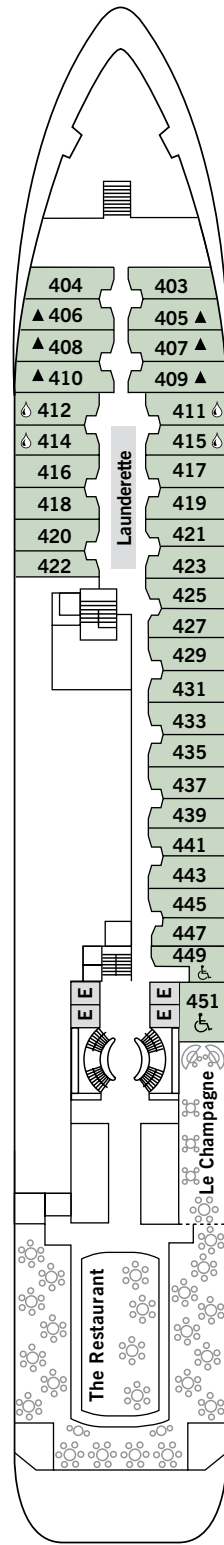
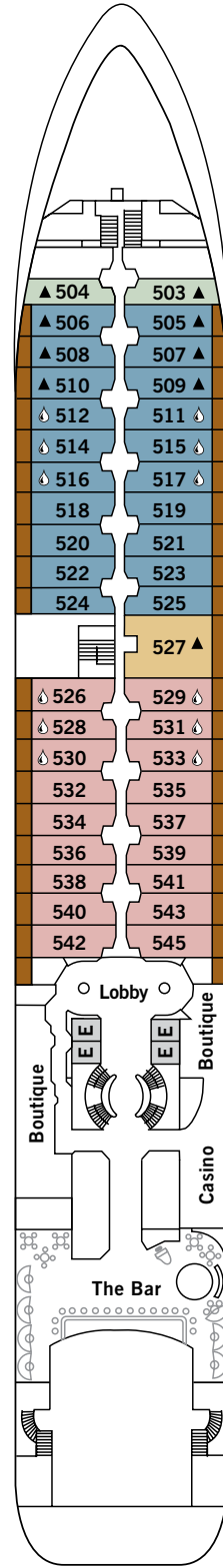


Silver Cloud – DECK PLAN



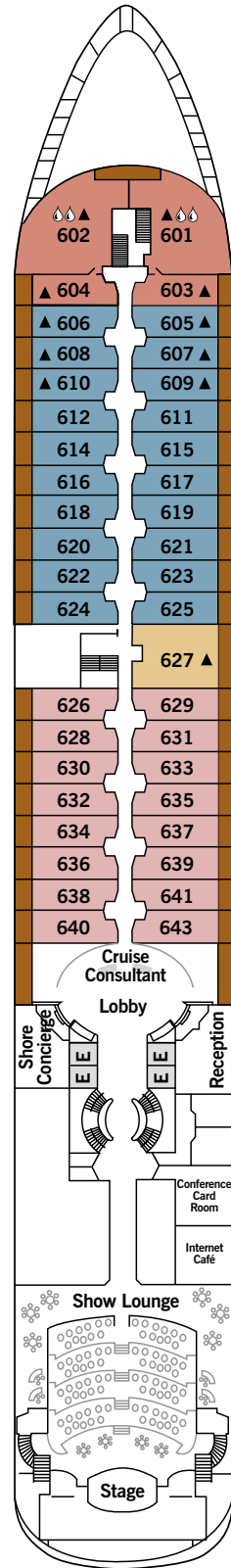
DECK 4

The Restaurant
Le Champagne
Laundrette



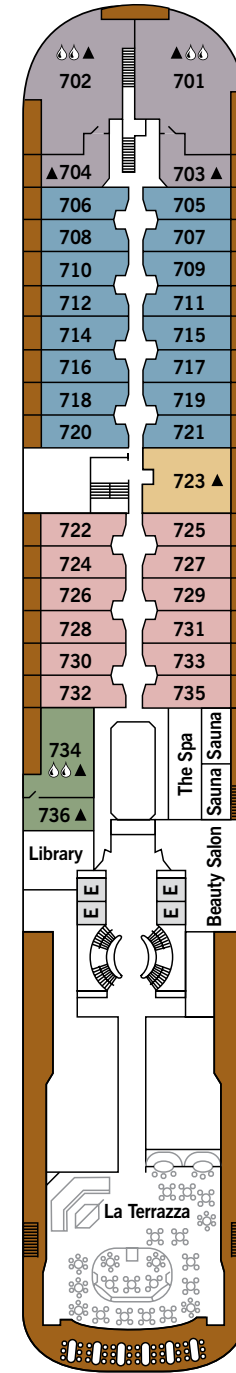
DECK 5

The Casino
The Bar
Boutiques



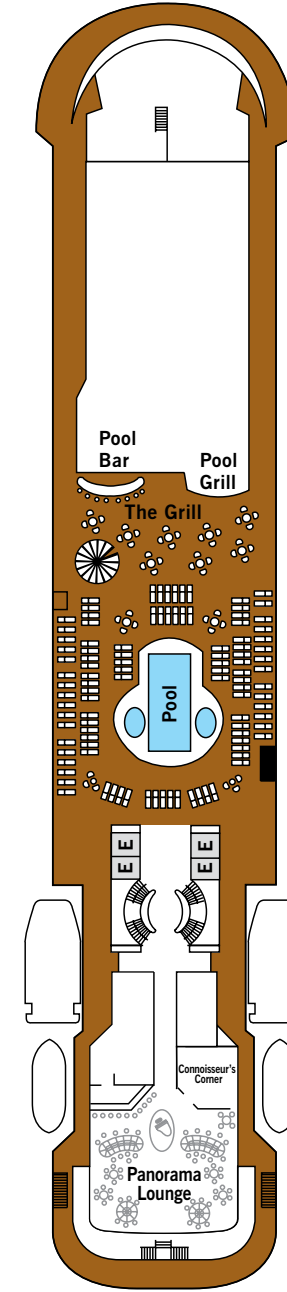
DECK 6

The Show Lounge
Conference/Card Room
Internet Cafe
Reception/Guest Relations
Shore Concierge



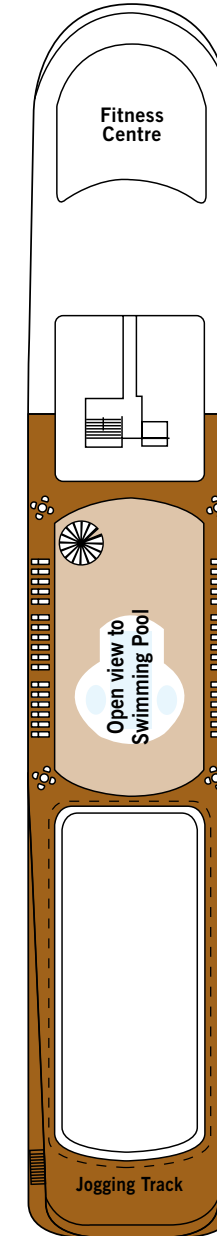
DECK 7

La Terrazza
The Library
The Spa at Silversea
Beauty Salon



DECK 8

Pool
Pool Bar
Pool Grill
The Panorama Lounge
The Connoisseur's Corner



DECK 9

The Fitness Centre
Jogging Track

SUITE CATEGORIES

- Owner's Suite ●
- Grand Suite ●
- Royal Suite ●
- Silver Suite ●
- Midship Veranda Suite ●
- Veranda Suite ●
- Vista Suite ●

SPECIFICATIONS

- Crew 222
- Officers European
- Guests 296
- Tonnage 16,800
- Length 514.14 Feet/156.7 Metres
- Width 70.62 Feet/21.5 Metres
- Speed 18 Knots
- Passenger Decks 6
- 3rd Guest Capacity ▲
- Bathtub/Shower Combination ♻
- Bathtub & Separate Shower ♻♻
- Handicap Suites ♿
- 449, 451
- Built 1994
- Registry Bahamas

Silver Cloud – SUITE DIAGRAMS

All suites feature:

- Butler service
- Refrigerator and bar setup stocked with your preferences
- European bath amenities
- Pratesi fine bed linens and down duvet covers
- Premium mattresses
- A choice of pillow
- Plush robes and slippers
- Personalised stationery
- Binoculars
- Umbrella
- WiFi Internet access (fee applies)



OWNER'S SUITE

Available as a one-bedroom configuration or as two bedrooms (as illustrated) by adjoining with a Vista Suite.

1 BEDROOM: 587 SQ. FT. / 55 M²
INCLUDING VERANDA (89 SQ. FT. / 8 M²)

2 BEDROOM: 827 SQ. FT. / 77 M²
INCLUDING VERANDA (89 SQ. FT. / 8 M²)

- Large teak veranda with patio furniture and floor-to-ceiling glass doors; two bedroom has additional large picture window
- Living room with sitting area; two-bedroom has additional sitting area
- Separate dining area
- Twin beds or queen-sized bed; two-bedroom has additional twin beds or queen-sized bed
- Marbled bathrooms with full-sized tub and separate shower; two-bedroom has additional marbled bathroom with shower
- Walk-in wardrobe(s) with personal safe
- Vanity table(s) with hair dryer
- Writing desk(s)
- Flat screen television(s) with DVD and satellite reception
- Bang & Olufsen audio system
- Illy Espresso machine
- Radio/Alarm with iPod docking station
- Direct-dial telephone(s)



GRAND SUITE

Available as a one-bedroom configuration or as two bedrooms (as illustrated) by adjoining with a Veranda Suite.

1 BEDROOM: 1,019 SQ. FT. / 95 M²
INCLUDING VERANDA (145 SQ. FT. / 14 M²)

2 BEDROOM: 1,314 SQ. FT. / 122 M²
INCLUDING VERANDA (194 SQ. FT. / 18.5 M²)

- Two teak verandas with patio furniture and floor-to-ceiling glass doors; two-bedroom has additional veranda
- Living room with sitting area; two-bedroom has additional sitting area
- Separate dining area
- Twin beds or queen-sized bed; two-bedroom has additional twin beds or queen-sized bed
- Marbled bathroom with full-sized tub and separate shower; two-bedroom has additional marbled bathroom with shower
- Walk-in wardrobe(s) with personal safe
- Vanity table(s) with hair dryer
- Writing desk(s)
- Flat screen television(s) with DVD and satellite reception
- Bang & Olufsen audio system
- Illy Espresso machine
- Radio/Alarm with iPod docking station
- Direct-dial telephone(s)



ROYAL SUITE

Available as a one-bedroom configuration or as two bedrooms (as illustrated) by adjoining with a Veranda Suite.

1 BEDROOM: 736 SQ. FT. / 69 M²
INCLUDING VERANDA (126 SQ. FT. / 12 M²)

2 BEDROOM: 1,031 SQ. FT. / 96 M²
INCLUDING VERANDA (175 SQ. FT. / 16.5 M²)

- Large teak veranda with patio furniture and floor-to-ceiling glass doors; two-bedroom has additional veranda
- Living room with sitting area; two-bedroom has additional sitting area
- Separate dining area
- Twin beds or queen-sized bed; two-bedroom has additional twin beds or queen-sized bed
- Marbled bathroom with full-sized tub and separate shower; two-bedroom has additional marbled bathroom with shower
- Walk-in wardrobe(s) with personal safe
- Vanity table(s) with hair dryer
- Writing desk(s)
- Flat screen television(s) with DVD and satellite reception
- Bang & Olufsen audio system
- Illy Espresso machine
- Radio/Alarm with iPod docking station
- Direct-dial telephone(s)



SILVER SUITE

Silver Suites accommodate three guests.

541 SQ. FT. / 50 M²
INCLUDING VERANDA (92 SQ. FT. / 8 M²)

- Teak veranda with patio furniture and floor-to-ceiling glass doors
- Living room (with convertible sofa to accommodate an additional guest)
- Sitting area
- Separate dining area
- Twin beds or queen-sized bed
- Marbled bathroom with shower
- Walk-in wardrobe with personal safe
- Vanity table with hair dryer
- Writing desk
- Flat screen television with DVD and satellite reception
- Bang & Olufsen audio system
- Radio/Alarm with iPod docking station
- Direct-dial telephone



VERANDA/MIDSHIP VERANDA SUITE

Some Veranda Suites accommodate three guests. The Midship Veranda Suite offers preferred central location with identical accommodation to a Veranda Suite.

295 SQ. FT. / 27 M²
INCLUDING VERANDA (49 SQ. FT. / 4.5 M²)

- Teak veranda with patio furniture and floor-to-ceiling glass doors
- Sitting area
- Twin beds or queen-sized bed
- Marbled bathroom with shower (some with tub/shower combination)
- Walk-in wardrobe with personal safe
- Vanity table with hair dryer
- Writing desk
- Flat screen television with DVD and satellite reception
- CD player
- Radio/Alarm with iPod docking station
- Direct-dial telephone



Shower and tub



Shower only



VISTA SUITE

Some Vista Suites accommodate three guests.

240 SQ. FT. / 22 M²

- Large picture window providing panoramic ocean views
- Sitting area
- Twin beds or queen-sized bed
- Marbled bathroom with shower (some with tub/shower combination)
- Walk-in wardrobe with personal safe
- Vanity table with hair dryer
- Writing desk
- Flat screen television with DVD and satellite reception
- CD player
- Radio/Alarm with iPod docking station
- Direct-dial telephone



Shower and tub



Shower only

The configuration of Vista Suite 738 varies slightly from above.